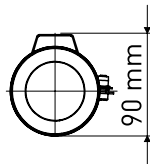
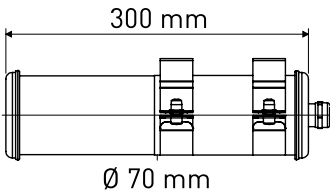
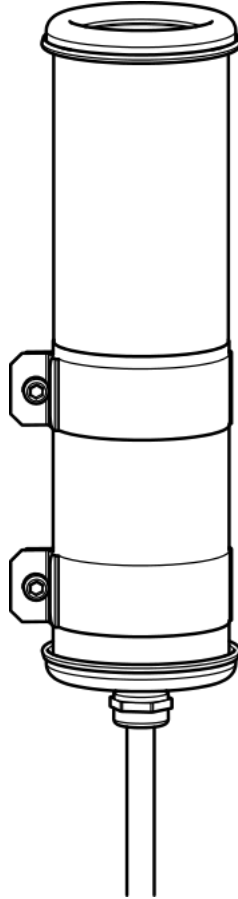




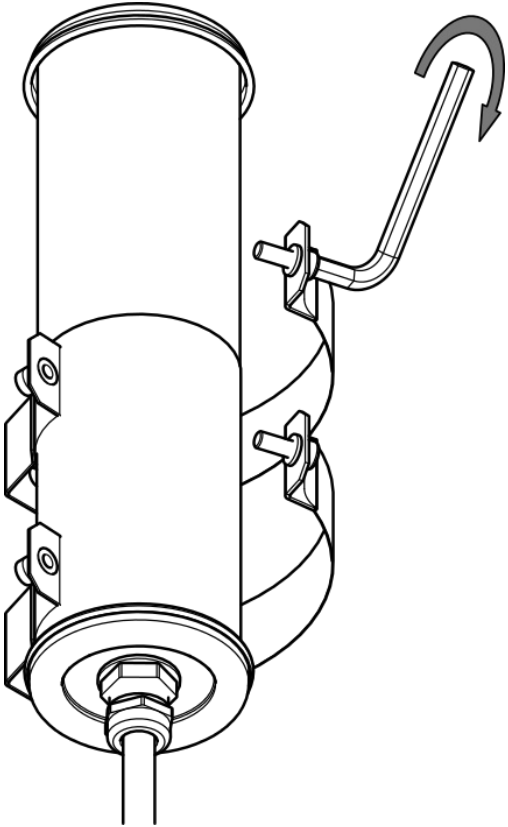
Sammode
Studio

Bendz

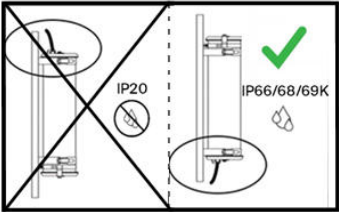
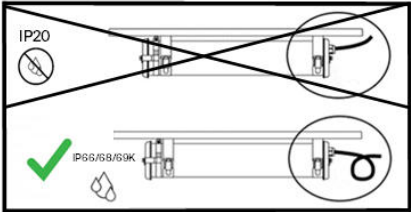


Montage

Mounting / Montage



Position & câble / Position & cable / Position



Changement de lampe

Change the lamp / Lampenwechsel

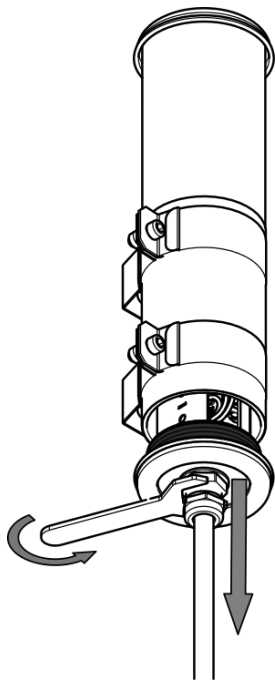


Les lampes fournies par Sammode permettent un fonctionnement optimal du produit.
En cas de remplacement, nous recommandons l'utilisation de modèles strictement équivalents.

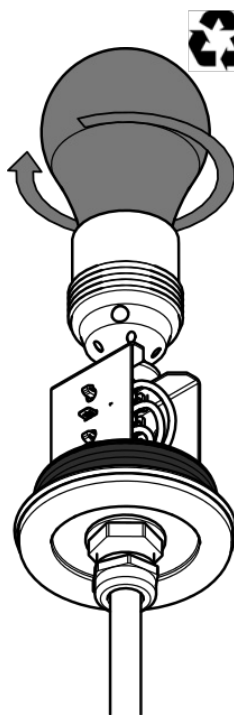
Lamps are provided by Sammode for an optimal functioning.
In case of relamping, we highly recommend the use of similar lamps.

Der besten Betrieb der Leuchten wird mit von Sammode gelieferten Leuchtmittel geprüft.
Beim Austausch der Leuchtmittel empfehlen wir ähnliche Leuchtmittel zu verwenden.


1.



2.

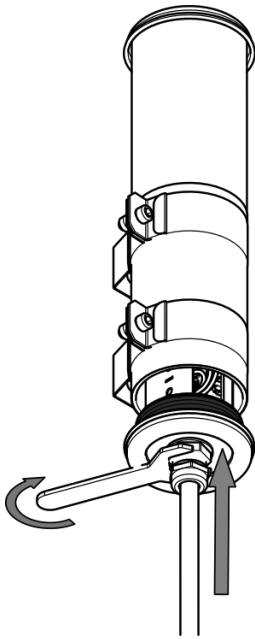


3.



Ne pas ouvrir sous tension
Do not open when energized
Nicht unter Spannung öffnen

4.

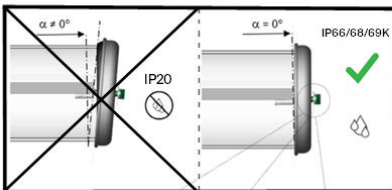


Vérifier impérativement la correcte fermeture des organes d'étanchéité du produit, y compris pour les produits livrés précâblés.

Make sure to check that all sealing elements are correctly in place and closed, even for light fittings delivered pre-cabled.

Die richtige Verschiebung der Dichtungselemente unbedingt überprüfen, auch bei Leuchten, die vorverkabelt geliefert sind.

Flasques / End caps / Endkappen



Vis centrale / Central screw / Zentrale Schraube

